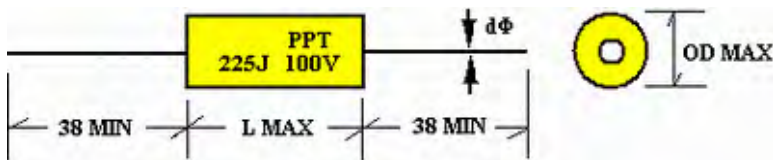


## TYPE:PPT

Are constructed with polypropylene film dielectric aluminum foil electrode, copper-ply wire leads, outer wrap with polyester film type and ends sealed with epoxy resin, in non-inductive type.

### FEATURES:

- PPT indicate tubular and axial lead.
- Low dissipation factor and high insulation resistance.
- Electrode and lead are spot welded, contact resistance is minimized.
- Excellent long term stability characteristics.
- Linear and slightly negative temperature coefficient.
- Available on tape and reel for automatic insertion.



### APPLICATIONS:

They are ideal for telecommunication equipments, data processing equipments, industrial instruments, automatic control systems and other general electronic equipments.

### SPECIFICATION:

- Operating temperature : -40°C ~ +85°C
- Capacitance range : .001uF ~ .47uF
- Capacitance tolerance : J=±5%, K=±10%, M=±20%.
- Rated voltage (RV) : 50/100, 250, 400, 630VDC.
- Dissipation factor (DF) : .1% max at 1KHz 25°C
- Testing voltage (TV) : 200% of RV for 60sec
- Insulation resistance (IR) : ≥50000MΩ

(measured at RV or 500Vdc whichever is smaller, charge time 60Sec, at 25jāC)

### DIMENSIONS:

unit: mm

COD	RV	50/100VDC		250VDC		400VDC		630VDC	
	size	D	L	D	L	D	L	D	L
	cap.	max	max	max	max	max	max	max	max
102	.0010	5.5	11.0	5.5	11.0	5.5	11.0	5.5	11.0
122	.0012	5.5	11.0	5.5	11.0	5.5	11.0	5.5	11.0
152	.0015	5.5	11.0	5.5	11.0	5.5	11.0	6.5	11.0
182	.0018	5.5	11.0	5.5	11.0	5.5	11.0	7.0	11.0
222	.0022	5.5	11.0	5.5	11.0	5.5	11.0	6.0	14.0
272	.0027	5.5	11.0	5.5	11.0	6.0	11.0	6.0	14.0
332	.0033	5.5	11.0	5.5	11.0	6.5	11.0	6.5	14.0
392	.0039	5.5	11.0	5.5	11.0	7.0	11.0	7.0	14.0
472	.0047	5.5	11.0	6.0	11.0	6.5	14.0	7.5	14.0
562	.0056	5.5	11.0	6.5	11.0	7.0	14.0	8.0	14.0
682	.0068	5.5	11.0	6.0	14.0	7.5	14.0	8.0	16.0
822	.0082	5.5	11.0	6.5	14.0	8.0	14.0	9.0	16.0
103	.010	5.5	11.0	7.0	14.0	8.0	16.0	10.0	16.0
123	.012	6.0	11.0	7.5	14.0	8.0	16.0	10.5	16.0
153	.015	6.5	11.0	7.5	16.0	9.0	16.0	9.0	21.0
183	.018	7.0	11.0	8.0	16.0	9.5	16.0	9.5	21.0
223	.022	7.0	14.0	8.5	16.0	10.5	16.0	10.5	21.0
273	.027	7.5	14.0	9.5	16.0	11.5	16.0	11.5	21.0
333	.033	8.0	14.0	10.0	16.0	10.0	21.0	12.5	21.0

393	.039	8.5	14.0	10.5	16.0	11.0	21.0	13.0	21.0
473	.047	9.0	16.0	9.5	21.0	11.5	21.0	12.5	26.5
563	.056	9.5	16.0	10.0	21.0	12.5	21.0	13.5	26.5
683	.068	10.5	16.0	11.0	21.0	11.5	26.5	14.5	26.5
823	.082	11.5	16.0	11.5	21.0	13.0	26.5	15.5	26.5
104	.10	10.0	21.0	11.5	26.5	14.0	26.5	15.5	31.5
124	.12	10.5	21.0	12.0	26.5	15.0	26.5	16.5	31.5
154	.15	11.5	21.0	13.5	26.5	16.5	26.5	17.5	31.5
184	.18	12.5	21.0	14.5	26.5	17.5	26.5		
224	.22	12.5	26.5	15.5	26.5	17.5	31.5		
274	.27	13.5	26.5	16.5	26.5	18.5	31.5		
334	.33	14.5	26.5	16.5	31.5	20.0	31.5		
394	.39	15.5	31.5	17.5	31.5				
474	.47	15.5	31.5	19.0	31.5				

Please contact us for special case or items not listed.

CAPACITOR TYPE	VOLTAGE CODE	TOLERANCE CODE	CAPACITANCE (PF)	LEAD STYLE	LEAD SPACING
<b>M E F</b>	<b>4 0 0</b>	<b>K</b>	<b>1 5 3</b>	<b>B</b>	<b>1 0</b>

TYPE
MMT
EM7
MEF
DME
MEM
MEA
MET
MEY
PEI
PEN
MPP
MPM
MPT
MPA
MPX1
MPX2
MY2
PPN
PPT
PPS
X1/Y1
X1/Y2
AME
MEV
QPC
AMP

CODE	RATED VOLTAGE
050	50 Vdc
063	63 Vdc
100	100 Vdc
125	125 Vdc
160	160 Vdc
200	200 Vdc
250	250 Vdc
400	400 Vdc
500	500 Vdc
600	600 Vdc
630	630 Vdc
800	800 Vdc
102	1000 Vdc
152	1500 Vdc
162	1600 Vdc
252	2500 Vdc
1AC	125 VAC
2AC	250 VAC
AC	275 VAC
3BC	300 VAC
3AC	310 VAC
2CC	350 VAC
4AC	400 VAC
4BC	450 VAC

CODE	TOLERANCE
G	±2%
J	±5%
K	±10%
M	±20%

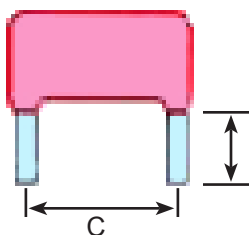
CODE	CAPACITANCE	
102	0.001µF	1,000PF
472	0.0047µF	4,700PF
103	0.01µF	10,000PF
153	0.015µF	15,000PF
334	0.33µF	330,000PF
104	0.1µF	100,000PF
684	0.68µF	680,000PF
105	1.0µF	1,000,000PF
475	4.7µF	4,700,000PF
186	18µF	18,000,000PF

CODE	RATED VOLTAGE
3	3.0 mm
3.5	3.5 mm
4	4.0 mm
5	5.0 mm
6	6.0 mm
7	7.0 mm
7.5	7.5 mm
8	8.0 mm
9	9.0 mm
10	10.0 mm
15	15.0 mm
20	20.0 mm
22.5	22.5 mm
27.5	27.5 mm

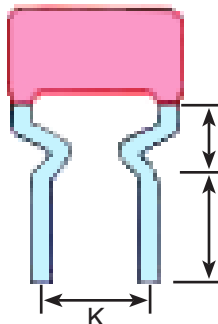
CODE	LEAD PACKING STYLE	CODE(7) SPECIFIED AS:
A	TAPE / AMMO	LEAD SPACING(P)
B	STANDARD BULK	LEAD SPACING (P)
T	TAPE & REEL STANDARD LEAD SPACING ON TAPED PART IS 5mm SPECIAL 7.5mm AND 10mm SPECIFY LEAD SPACING	NOT APPLICABLE IF STANDARD
TA	AXIAL LEAD TAPING	NOT APPLICABLE
C	CUTTING BULK NOTE LEAD SPACING IS PART OF THE DESCRIPTION	LEAD LENGHT
F	FORMING BULK	LEAD SPACING (P)
K	KINKED BULK	LEAD SPACING (P)
X	SPECIAL LEAD CONFIGURATION	CONSULT FACTORY

## FORMING AND CUTTING

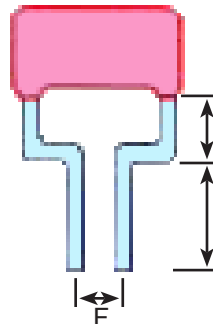
**(A) CUTTING STYLE**



**(B) KINK STYLE**



**(C) FORMING STYLE**



**(D) CUSTOM-MADE**

Technical expertise available to design and produce items of special requirements to customers satisfaction.

(UNITS: mm)