



METALIZED POLYESTER FILM CAPACITOR

PART#: CMP MEF 102K 224 B 27.5

TYPE: MEF

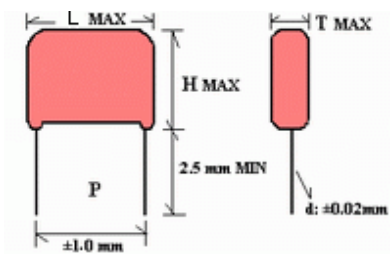
Are constructed with metalized polyester film dielectric copper-ply wire leads and resin coating, in non-inductive type.

APPLICATIONS:

They are ideal for blocking, coupling, filtering, by-pass, timing circuits and other general purpose usage.

SPECIFICATION:

- 1. Operating temperature : -40°C ~ +105°C (derate DC Voltage 1.5% / Deg C above 85°C to 100°C)
- 2. Capacitance tolerance : K=±10%
- 3. Capacitance range : 0.22uF
- 4. Dissipation factor : 1% max. at 1KHz and 25°C
- 5. Insulation resistance : 3000MΩ .uF for C > 0.33uF Measured at rated voltage, 60 sec, 20°C
- 6. Rated voltage : 1000 VDC
- 7. Dielectric strength : 150% for 5 sec.
- 8. Capacitor color : Brown



2mm max. for L > 20mm
1.5mm max. for L < 20mm

DIMENSIONS:

unit:mm

CODE	MFD	1000 VDC				
		L	H	T	P	d
224	.22	29.0	14.0	8.0	27.5	0.8

Please contact us for special case or items not listed.

CAPACITOR TYPE	VOLTAGE CODE	TOLERANCE CODE	CAPACITANCE (PF)	LEAD STYLE	LEAD SPACING
M E F	4 0 0	K	1 5 3	B	1 0

TYPE	CODE	RATED VOLTAGE
MMT		
EM7	050	50 Vdc
MEF	063	63 Vdc
DME	100	100 Vdc
MEM	125	125 Vdc
MEA	160	160 Vdc
MET	200	200 Vdc
MEY	250	250 Vdc
PEI	400	400 Vdc
PEN	500	500 Vdc
MPP	600	600 Vdc
MPM	630	630 Vdc
MPT	800	800 Vdc
MPA	102	1000 Vdc
MPX1	152	1500 Vdc
MPX2	162	1600 Vdc
MY2	252	2500 Vdc
PPN	1AC	125 VAC
PPT	2AC	250 VAC
PPS	AC	275 VAC
X1/Y1	3BC	300 VAC
X1/Y2	3AC	310 VAC
AME	2CC	350 VAC
MEV	4AC	400 VAC
QPC	4BC	450 VAC
AMP		

CODE	TOLERANCE
G	±2%
J	±5%
K	±10%
M	±20%

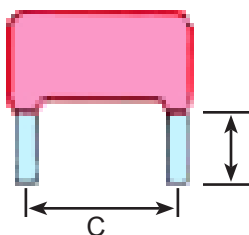
CODE	CAPACITANCE
102	0.001µF 1,000PF
472	0.0047µF 4,700PF
103	0.01µF 10,000PF
153	0.015µF 15,000PF
334	0.33µF 330,000PF
104	0.1µF 100,000PF
684	0.68µF 680,000PF
105	1.0µF 1,000,000PF
475	4.7µF 4,700,000PF
186	18µF 18,000,000PF

CODE	RATED VOLTAGE
3	3.0 mm
3.5	3.5 mm
4	4.0 mm
5	5.0 mm
6	6.0 mm
7	7.0 mm
7.5	7.5 mm
8	8.0 mm
9	9.0 mm
10	10.0 mm
15	15.0 mm
20	20.0 mm
22.5	22.5 mm
27.5	27.5 mm

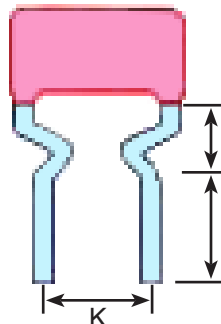
CODE	LEAD PACKING STYLE	CODE(7) SPECIFIED AS:
A	TAPE / AMMO	LEAD SPACING(P)
B	STANDARD BULK	LEAD SPACING (P)
T	TAPE & REEL STANDARD LEAD SPACING ON TAPED PART IS 5mm SPECIAL 7.5mm AND 10mm SPECIFY LEAD SPACING	NOT APPLICABLE IF STANDARD
TA	AXIAL LEAD TAPING	NOT APPLICABLE
C	CUTTING BULK NOTE LEAD SPACING IS PART OF THE DESCRIPTION	LEAD LENGHT
F	FORMING BULK	LEAD SPACING (P)
K	KINKED BULK	LEAD SPACING (P)
X	SPECIAL LEAD CONFIGURATION	CONSULT FACTORY

FORMING AND CUTTING

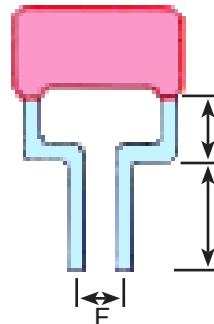
(A) CUTTING STYLE



(B) KINK STYLE



(C) FORMING STYLE



(D) CUSTOM-MADE

Technical expertise available to design and produce items of special requirements to customers satisfaction.

(UNITS: mm)