

TYPE:EM7

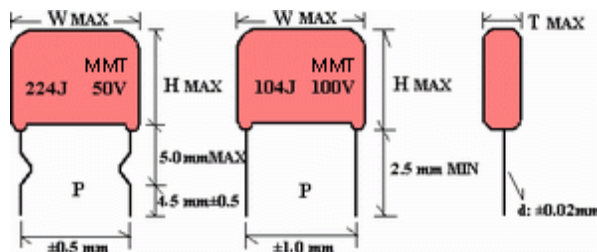
Are constructed with metalized polyester film dielectric, copper-ply wire leads and epoxy resin coating, in non-inductive type.

FEATURES:

- 7.5mm (.295") lead spacing on all values.
- Space-saving miniature size.
- Self-healing property.
- Available on tape and reel for automatic insertion.
- Good solderability.
- High moisture resistance.

APPLICATIONS:

They are ideal for blocking, coupling, decoupling, filtering, by-pass, timing circuits and other general purpose usage.



SPECIFICATION:

- Operating temperature : -40°C ~ +85°C
 - Capacitance range : .01uF ~ 1.0uF
 - Capacitance tolerance : J=±5%, K=±10%, M=±20%.
 - Rated voltage (RV) : 50/63, 100, 250, 400VDC.
 - Dissipation factor (DF) : 1.0% max at 1KHz 25°C
 - Testing voltage (TV) : 160% of RV for 60sec
 - Insulation resistance (IR) : C≤.33uF and RV≤100VDC, IR≥10000MΩ
- Voltage change:
- 50VDC 60sec if RV>100VDC. C≤.33uF and RV>100VDC, IR≥30000MΩ
 - 100VDC 60sec if RV≥100VDC. C>.33uF and RV>100VDC, IR≥10000MΩ. uF

lead dφ=0.6mm
unit:mm

DIMENSIONS:

CODE	RV	50/63VDC				100VDC				250VDC				400VDC			
	size	W	H	T	P	W	H	T	P	W	H	T	P	W	H	T	P
cap.		max	max	max		max	max	max		max	max	max		max	max	max	
103	.010	10.5	9.0	5.0	7.5	10.5	9.0	5.0	7.5	10.5	9.0	5.0	7.5	10.5	9.0	5.0	7.5
123	.012	10.5	9.0	5.0	7.5	10.5	9.0	5.0	7.5	10.5	9.0	5.0	7.5	10.5	9.0	5.0	7.5
153	.015	10.5	9.0	5.0	7.5	10.5	9.0	5.0	7.5	10.5	9.0	5.0	7.5	10.5	9.5	5.5	7.5
183	.018	10.5	9.0	5.0	7.5	10.5	9.0	5.0	7.5	10.5	9.0	5.0	7.5	10.5	10.0	6.0	7.5
223	.022	10.5	9.0	5.0	7.5	10.5	9.0	5.0	7.5	10.5	9.0	5.0	7.5	11.0	10.5	6.5	7.5
333	.033	10.5	9.0	5.0	7.5	10.5	9.0	5.0	7.5	10.5	9.0	5.0	7.5	11.0	11.5	7.5	7.5
393	.039	10.5	9.0	5.0	7.5	10.5	9.0	5.0	7.5	10.5	9.0	5.0	7.5	11.0	12.0	8.0	7.5
473	.047	10.5	9.0	5.0	7.5	10.5	9.0	5.0	7.5	10.5	9.0	6.0	7.5	11.0	12.0	8.5	7.5

563	.056	10.5	9.0	5.0	7.5	10.5	9.0	5.0	7.5	11.0	10.0	6.0	7.5				
683	.068	10.5	9.0	5.0	7.5	10.5	9.0	5.0	7.5	11.0	10.5	6.0	7.5				
823	.082	10.5	9.0	5.0	7.5	10.5	9.0	5.0	7.5	11.0	12.0	6.0	7.5				
104	.10	10.5	9.0	5.0	7.5	10.5	9.0	5.0	7.5	11.0	12.0	6.0	7.5				
124	.12	10.5	9.0	5.0	7.5	10.5	9.0	5.0	7.5								
154	.15	10.5	9.0	5.0	7.5	10.5	9.0	5.0	7.5								
184	.18	10.5	9.0	5.5	7.5	10.5	9.0	5.5	7.5								
224	.22	10.5	9.0	5.5	7.5	10.5	9.0	5.5	7.5								
274	.27	10.5	9.0	6.0	7.5	10.5	9.0	6.0	7.5								
334	.33	10.5	9.0	6.0	7.5	10.5	9.0	6.0	7.5								
394	.39	11.0	10.0	6.0	7.5	11.0	10.5	6.0	7.5								
474	.47	11.0	10.0	6.0	7.5	11.0	10.5	6.0	7.5								
564	.56	11.0	10.5	6.0	7.5												
684	.68	11.0	10.5	6.0	7.5												
824	.82	11.0	10.5	6.0	7.5												
105	1.0	11.0	12.0	6.0	7.5												

Please contact us for special case or items not listed.

CAPACITOR TYPE	VOLTAGE CODE	TOLERANCE CODE	CAPACITANCE (PF)	LEAD STYLE	LEAD SPACING
M E F	4 0 0	K	1 5 3	B	1 0

TYPE
MMT
EM7
MEF
DME
MEM
MEA
MET
MEY
PEI
PEN
MPP
MPM
MPT
MPA
MPX1
MPX2
MY2
PPN
PPT
PPS
X1/Y1
X1/Y2
AME
MEV
QPC
AMP

CODE	RATED VOLTAGE
050	50 Vdc
063	63 Vdc
100	100 Vdc
125	125 Vdc
160	160 Vdc
200	200 Vdc
250	250 Vdc
400	400 Vdc
500	500 Vdc
600	600 Vdc
630	630 Vdc
800	800 Vdc
102	1000 Vdc
152	1500 Vdc
162	1600 Vdc
252	2500 Vdc
1AC	125 VAC
2AC	250 VAC
AC	275 VAC
3BC	300 VAC
3AC	310 VAC
2CC	350 VAC
4AC	400 VAC
4BC	450 VAC

CODE	TOLERANCE
G	±2%
J	±5%
K	±10%
M	±20%

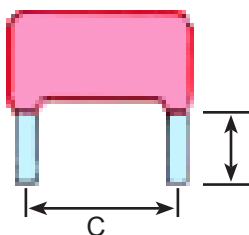
CODE	CAPACITANCE	
102	0.001µF	1,000PF
472	0.0047µF	4,700PF
103	0.01µF	10,000PF
153	0.015µF	15,000PF
334	0.33µF	330,000PF
104	0.1µF	100,000PF
684	0.68µF	680,000PF
105	1.0µF	1,000,000PF
475	4.7µF	4,700,000PF
186	18µF	18,000,000PF

CODE	RATED VOLTAGE
3	3.0 mm
3.5	3.5 mm
4	4.0 mm
5	5.0 mm
6	6.0 mm
7	7.0 mm
7.5	7.5 mm
8	8.0 mm
9	9.0 mm
10	10.0 mm
15	15.0 mm
20	20.0 mm
22.5	22.5 mm
27.5	27.5 mm

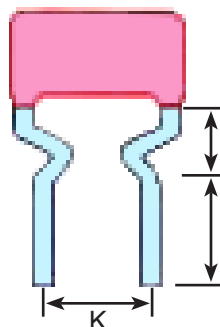
CODE	LEAD PACKING STYLE	CODE(7) SPECIFIED AS:
A	TAPE / AMMO	LEAD SPACING(P)
B	STANDARD BULK	LEAD SPACING (P)
T	TAPE & REEL STANDARD LEAD SPACING ON TAPED PART IS 5mm SPECIAL 7.5mm AND 10mm SPECIFY LEAD SPACING	NOT APPLICABLE IF STANDARD
TA	AXIAL LEAD TAPING	NOT APPLICABLE
C	CUTTING BULK NOTE LEAD SPACING IS PART OF THE DESCRIPTION	LEAD LENGHT
F	FORMING BULK	LEAD SPACING (P)
K	KINKED BULK	LEAD SPACING (P)
X	SPECIAL LEAD CONFIGURATION	CONSULT FACTORY

FORMING AND CUTTING

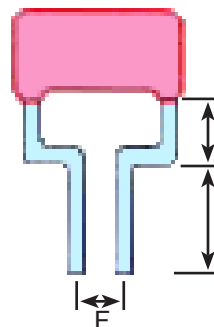
(A) CUTTING STYLE



(B) KINK STYLE



(C) FORMING STYLE



(D) CUSTOM-MADE

Technical expertise available to design and produce items of special requirements to customers satisfaction.

(UNITS: mm)