

AC-USE FILM CAPACITOR



TYPE	AME	AMP	MEV	QPC
Dielectric	Polyester	Polypropylene	Polyester	Polyester
Electrodes	Metalized	Metalized	Metalized	Metalized
Encapsulation	Plastic Case	Plastic Case	Aluminium Case	Plastic Case
Temperature Range	-40°C ~ +70°C	-40°C ~ +70°C	-40°C ~ +80°C	-40°C ~ +70°C
Capacitance Tolerance	±1.5%, ±10% ±20%	±1.5%, ±10% ±20%	±1.5%, ±10% ±20%	±1.5%, ±10% ±20%
Insulation Resistance (Min)	1000MΩ.uF	1000MΩ.uF	1000MΩ.uF	1000MΩ.uF
Dissipation Factor (at 1KHz)	*1.0%	*0.1%	*1.0%	*1.0%
Rated Voltage	250 350	400	250 450	250 350 400 450
Capacitance	VAC VAC	VAC	VAC VAC	VAC VAC VAC VAC
1.0 UF				
1.5 UF				
2.0 UF				
2.5 UF				
3.0 UF				
3.5 UF				
4.0 UF				
5.0 UF				
6.0 UF				
8.0 UF				
10.0 UF				
12.0 UF				
15.0 UF				
20.0 UF				
25.0 UF				
30.0 UF				
50.0 UF				
100.0 UF				
150.0 UF				

A3: •45x23x14mm
B5, B5B:
 •52x27x17.5mm
 52x27x25mm
B8: •53x30x22mm
C12: •12x30x22mm

CAPACITOR TYPE	VOLTAGE CODE	TOLERANCE CODE	CAPACITANCE (PF)	LEAD STYLE	LEAD SPACING
M E F	4 0 0	K	1 5 3	B	1 0

TYPE
MMT
EM7
MEF
DME
MEM
MEA
MET
MEY
PEI
PEN
MPP
MPM
MPT
MPA
MPX1
MPX2
MY2
PPN
PPT
PPS
X1/Y1
X1/Y2
AME
MEV
QPC
AMP

CODE	RATED VOLTAGE
050	50 Vdc
063	63 Vdc
100	100 Vdc
125	125 Vdc
160	160 Vdc
200	200 Vdc
250	250 Vdc
400	400 Vdc
500	500 Vdc
600	600 Vdc
630	630 Vdc
800	800 Vdc
102	1000 Vdc
152	1500 Vdc
162	1600 Vdc
252	2500 Vdc
1AC	125 VAC
2AC	250 VAC
AC	275 VAC
3BC	300 VAC
3AC	310 VAC
2CC	350 VAC
4AC	400 VAC
4BC	450 VAC

CODE	TOLERANCE
G	±2%
J	±5%
K	±10%
M	±20%

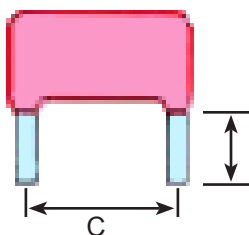
CODE	CAPACITANCE	
102	0.001μF	1,000PF
472	0.0047μF	4,700PF
103	0.01μF	10,000PF
153	0.015μF	15,000PF
334	0.33μF	330,000PF
104	0.1μF	100,000PF
684	0.68μF	680,000PF
105	1.0μF	1,000,000PF
475	4.7μF	4,700,000PF
186	18μF	18,000,000PF

CODE	RATED VOLTAGE
3	3.0 mm
3.5	3.5 mm
4	4.0 mm
5	5.0 mm
6	6.0 mm
7	7.0 mm
7.5	7.5 mm
8	8.0 mm
9	9.0 mm
10	10.0 mm
15	15.0 mm
20	20.0 mm
22.5	22.5 mm
27.5	27.5 mm

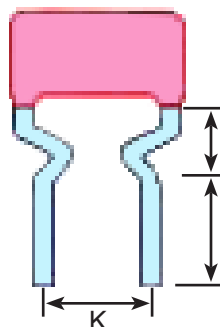
CODE	LEAD PACKING STYLE	CODE(7) SPECIFIED AS:
A	TAPE / AMMO	LEAD SPACING(P)
B	STANDARD BULK	LEAD SPACING (P)
T	TAPE & REEL STANDARD LEAD SPACING ON TAPED PART IS 5mm SPECIAL 7.5mm AND 10mm SPECIFY LEAD SPACING	NOT APPLICABLE IF STANDARD
TA	AXIAL LEAD TAPING	NOT APPLICABLE
C	CUTTING BULK NOTE LEAD SPACING IS PART OF THE DESCRIPTION	LEAD LENGHT
F	FORMING BULK	LEAD SPACING (P)
K	KINKED BULK	LEAD SPACING (P)
X	SPECIAL LEAD CONFIGURATION	CONSULT FACTORY

FORMING AND CUTTING

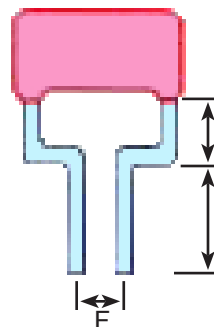
(A) CUTTING STYLE



(B) KINK STYLE



(C) FORMING STYLE



(D) CUSTOM-MADE

Technical expertise available to design and produce items of special requirements to customers satisfaction.

(UNITS: mm)